

Anthropology, BS

LAASBBS

Are you torn between which to study: history or biology? You can explore both while learning about human origins, ancient cultures and what it means to be human. Gain in-depth knowledge of human evolution, adaptability and behavior, and you'll have an edge when pursuing your chosen career.

Program description


This BS program in anthropology provides data collection, analysis and research design training within the scientific approaches to anthropology.

Students learn how to use the scientific method to formulate and test hypotheses and how to gather data through such methods as field surveys, excavation and measurement. They also learn to employ statistics to analyze and extract meaning from data. Through broad anthropological coursework, students learn to ask essential questions about the human species and gain the tools to answer them.

This interdisciplinary program offers training in the main areas of anthropology, including archaeology, bioarchaeology, sociocultural anthropology and evolutionary anthropology.

In addition to reviewing the guidelines in the Concurrent Program Options section below, students interested in pursuing concurrent or second baccalaureate degrees in The College of Liberal Arts and Sciences are advised to visit [The College's website](#) for more information and requirements.

At a glance

- **College/School:** [The College of Liberal Arts and Sciences](#)
- **Location:** [Tempe](#) or [Online](#), [ASU Local](#)
- **Second language requirement:** No
- **First required math course:** MAT 251 - Calculus for Life Sciences
- **Math intensity:** Moderate 

Required courses (Major Map)

[2024 - 2025 Major Map \(on-campus\)](#)

[2024 - 2025 Major Map \(online\)](#)

[Major Map \(Archives\)](#)

Concurrent program options

Students pursuing concurrent degrees (also known as a "double major") earn two distinct degrees and receive two diplomas. Working with their academic advisors, students can create their own concurrent degree combination. Some combinations are not possible due to high levels of overlap in curriculum.

Accelerated program options

This program allows students to obtain both a bachelor's and master's degree in as little as five years. It is offered as an [accelerated bachelor's plus master's degree](#) with:

[Global Health, MS](#)

Acceptance to the graduate program requires a separate application. Students typically receive approval to pursue the accelerated master's during the junior year of their bachelor's degree program. Interested students can learn about eligibility requirements and [how to apply](#).

Admission requirements

General university admission requirements:

All students are required to meet general university admission requirements.

[First-year](#) | [Transfer](#) | [International](#) | [Readmission](#)

Tuition information

When it comes to paying for higher education, everyone's situation is different. Students can learn about [ASU tuition and financial aid](#) options to find out which will work best for them.

Change of Major Requirements

A current ASU student has no additional requirements for changing majors.

Students should visit the [Change of Major form](#) for information about how to change a major to this program.

Attend online

ASU Online

ASU offers this program in an online format with multiple enrollment sessions throughout the year. Applicants may [view the program's ASU Online page](#) for program descriptions and to request more information.

ASU Local

It is now possible to earn an ASU degree with [ASU Local](#), an integrated college experience in which students take advantage of in-person success coaching and programming experiences on site while completing one of 130+ undergraduate online degree programs, all of which come with online faculty interaction and tutoring support.

Transfer options

ASU is committed to helping students thrive by offering tools that allow personalization of the transfer path to ASU. Students may use [MyPath2ASU®](#) to outline a list of recommended courses to take prior to transfer.

ASU has [transfer partnerships](#) in Arizona and across the country to create a simplified transfer experience for students. These pathway programs include exclusive benefits, tools and resources, and they help students save time and money in their college journey.

Global opportunities

Global experience

Through study abroad, students can see the world and gain hands-on experience that prepares them for a future-focused career. Students often cite participating in [Global Education programs](#) as the highlight of their academic career and a crucial moment in helping them gain a clearer view of the world, its peoples and the complex challenges facing everyone.

The School of Human Evolution and Social Change offers a suite of faculty-directed Global Education programs designed to connect students with current issues that impact local communities yet transect borders. Through any of the more than 300 programs available, students can see the world as they never have before and come away with memories to last a lifetime.

The College of Liberal Arts and Sciences recommends [these programs](#) for students majoring in anthropology.



Career opportunities

The demand in the job market for people with an anthropology background is stimulated by a growing need for researchers and analysts with keen thinking skills who can manage, evaluate and interpret large amounts of data. As the many spheres of human interaction expand globally, people trained in scientific modes of anthropology increasingly are sought-after for their combination of broad, holistic knowledge and perspective, and technical skills.

Career opportunities include positions as:

- cultural consultants
- curators
- forensic scientists
- health care administrators
- laboratory technicians
- nonprofit leaders
- policy analysts
- program directors
- public health professionals
- researchers and professors

Example job titles and salaries listed below are not necessarily entry level, and students should take into consideration how years of experience and geographical location may affect pay scales. Some jobs also may require advanced degrees, certifications or state-specific licensure.

Career	*Growth	*Median salary
<u>Anthropologist/Archeologist</u>	4.2%	\$63,940
<u>Anthropology Professor</u>	4.0%	\$85,000
<u>Compliance Manager</u>	3.3%	\$128,620
<u>Investment Fund Manager</u> 	16.0%	\$139,790
<u>Regulatory Affairs Manager</u>	3.3%	\$128,620
<u>Sociologist</u> 	4.5%	\$98,590
<u>Sociology Professor</u>	3.7%	\$78,970

* Data obtained from the Occupational Information Network (O*NET) under sponsorship of the U.S. Department of Labor/Employment and Training Administration (USDOL/ETA).

 [Bright Outlook](#)

Contact information

[Schedule an advisor appointment](#)

[School of Human Evolution & Social Change](#) | SHESC 233

shesc.undergrad@asu.edu | 480-965-6215

