

Public Service and Public Policy (Health Policy), BS

PPPAFHPBS

Are you passionate about exploring how government and policy affect your community and the lives of others? Public and private policy play key roles in affecting population health. This curriculum prepares you for a high-demand career in health care policy and administration.

Program description

The School of Public Affairs offers a concentration in health policy as part of the BS program in public service and public policy. This program allows students to build a course of study that focuses on the health care industry. This sector continues to be a major part of the U.S. and world economy. The concentration in health policy provides students who have an interest in policy an opportunity to focus on health-related issues and their policy implications. The courses in the concentration are offered by the College of Health Solutions and the School of Human Evolution and Social Change.



The Bachelor of Science program in public service and public policy includes comprehensive coverage of topics in public policy, public leadership and management. Applications and examples encompass a wide variety of policy topics and management approaches.

This program examines the public sector and addresses the challenges facing the public in a practical way. It is distinct because it enables students to study public service, policy and administration with a focus on professional preparation for a career. The major is also well-suited to students interested in pursuing graduate education in law, public administration, public policy and other areas focused on public affairs and the common good.

This major is eligible for the Western Undergraduate Exchange program at the following location: Downtown Phoenix campus. Students from Western states who select this major and campus may be eligible for reduced nonresident tuition at a rate of 150% of Arizona resident tuition plus all applicable fees. Students should click the link for more information and eligibility requirements of [the WUE](#)

[program.](#)

At a glance

- **College/School:** [Watts College of Public Service & Community Solut](#)
- **Location:** [Downtown Phoenix](#) 
- **Second language requirement:** No
- **First required math course:** MAT 142 - College Mathematics
- **Math intensity:** General 

Required courses (Major Map)

[2024 - 2025 Major Map](#)

[Major Map \(Archives\)](#)

Concurrent program options

Students pursuing concurrent degrees (also known as a "double major") earn two distinct degrees and receive two diplomas. Working with their academic advisors, students can create their own concurrent degree combination. Some combinations are not possible due to high levels of overlap in curriculum.

Accelerated program options

This program allows students to obtain both a bachelor's and master's degree in as little as five years. It is offered as an **accelerated bachelor's plus master's degree** with:

[Global Management, MGM](#)

[Program Evaluation and Data Analytics, MS](#)

[Public Administration \(Emergency Management\), MPA](#)

[Public Administration \(Nonprofit Administration\), MPA](#)

[Public Administration \(Public Finance\), MPA](#)

[Public Administration \(Urban Management\), MPA](#)

[Public Administration, MPA](#)

[Public Policy \(Environmental Policy\), MPP](#)

[Public Policy \(Policy Informatics\), MPP](#)

[Public Policy \(Science and Technology Policy\), MPP](#)

[Public Policy, MPP](#)

Acceptance to the graduate program requires a separate application. Students typically receive approval to pursue the accelerated master's during the junior year of their bachelor's degree program. Interested students can learn about eligibility requirements and [how to apply](#).

Admission requirements

General university admission requirements:

All students are required to meet general university admission requirements.

[First-year](#) | [Transfer](#) | [International](#) | [Readmission](#)

Tuition information

When it comes to paying for higher education, everyone's situation is different. Students can learn about [ASU tuition and financial aid](#) options to find out which will work best for them.

Change of Major Requirements

A minimum cumulative GPA of 2.00 is required to change into this program.

Students should visit the [Change of Major form](#) for information about how to change a major to this program.

Transfer options

ASU is committed to helping students thrive by offering tools that allow personalization of the transfer path to ASU. Students may use [MyPath2ASU®](#) to outline a list of recommended courses to take prior to transfer.

ASU has [transfer partnerships](#) in Arizona and across the country to create a simplified transfer experience for students. These pathway programs include exclusive benefits, tools and resources, and they help students save time and money in their college journey.

Global opportunities

Global experience


Students seeking in-depth knowledge of policy and the public sector related to the health care industry in various capacities can benefit from [studying abroad](#). Programs are available that focus on topics such as public or global health, allowing students to see concepts they have learned through a distinct cultural lens and build skills in preparation for a future-focused career.

Career opportunities

The degree is primarily focused on providing its graduates with the knowledge and skills required for entry- and midlevel supervisory and managerial positions in the public sector, such as city, county, state and federal agencies, though they would function successfully in many other types of organizations as well. Graduates are prepared for work in nonprofit organizations and in the private sector at the interface of public affairs and private enterprise.

For those who already have work experience, the degree provides further opportunity for promotion.

Example job titles and salaries listed below are not necessarily entry level, and students should take into consideration how years of experience and geographical location may affect pay scales. Some jobs also may require advanced degrees, certifications or state-specific licensure.

| Career | *Growth | *Median salary |
|---|---------|----------------|
| <u>Advocate</u>  | 8.6% | \$38,520 |
| <u>CEO</u> | | \$189,520 |
| <u>Certified Health Education Specialist (CHES)</u>  | 7.2% | \$59,990 |
| <u>Community Health Worker</u>  | 14.1% | \$46,190 |
| <u>Community Specialist</u>  | 6.5% | \$47,290 |
| <u>Distribution Center Manager</u>  | 8.2% | \$98,560 |
| <u>General Manager (GM)</u>  | 4.2% | \$98,100 |
| <u>Medical and Health Services Manager</u>  | 28.4% | \$104,830 |
| <u>Political Analyst</u>  | 6.6% | \$128,020 |
| <u>Social Services Director</u>  | 9.1% | \$74,240 |

* Data obtained from the Occupational Information Network (O*NET) under sponsorship of the U.S. Department of Labor/Employment and Training Administration (USDOL/ETA).

 [Bright Outlook](#)

Contact information

[School of Public Affairs](#) | UCENT 400
spa@asu.edu | 602-496-0450