

































## 2022 - 2023 Major Map

### Landscape Architecture, BSLA

School/College: Herberger Institute for Design and the Arts  
ARPLABSLA

Term 1 0 - 16 Credit Hours Critical course signified by 	Hours	Minimum Grade	Notes
 ALA 100: Introduction to Environmental Design (HU & H & G) OR ALA 102: Landscapes and Sustainability (HU & G)	3	C	<ul style="list-style-type: none"> <li>ASU 101 or college-specific equivalent First-Year Seminar required of all first-year students. Design School majors take DSC 100 to fulfill this requirement.</li> <li>Join a <a href="#">student club</a> or professional organization.</li> </ul>
 ALA 121: Design Fundamentals I	3	C	
 DSC 100: ASU Design Experience	1	C	
ENG 101 or ENG 102: First-Year Composition OR ENG 105: Advanced First-Year Composition OR ENG 107 or ENG 108: First-Year Composition	3	C	
MAT 170: Precalculus (MA)	3	C	
Social-Behavioral Sciences (SB)	3		
Minimum 2.50 GPA ASU Cumulative.			
Term hours subtotal:	16		
Term 2 16 - 32 Credit Hours Critical course signified by 	Hours	Minimum Grade	Notes
 ALA 100: Introduction to Environmental Design (HU & H & G) OR ALA 102: Landscapes and Sustainability (HU & G)	3	C	<ul style="list-style-type: none"> <li>Students must submit an Intent to Continue form toward the end of Term 2. This form is available <a href="#">here</a>.</li> </ul>
 ALA 122: Design Fundamentals II	3	C	
 ALA 124: Design Fundamentals II Lecture	1	C	
ENG 101 or ENG 102: First-Year Composition OR ENG 105: Advanced First-Year Composition OR ENG 107 or ENG 108: First-Year Composition	3	C	
Social-Behavioral Sciences (SB) AND Cultural Diversity in the U.S. (C)	3		
Elective	3		
 Complete ENG 101 OR ENG 105 OR ENG 107 course(s).			
Minimum 3.00 GPA ASU Cumulative.			
Term hours subtotal:	16		
Term 3 32 - 46 Credit Hours Critical course signified by 	Hours	Minimum Grade	Notes
 LAP 231: Introduction to Digital Applications for Designers (CS)	3	C	<ul style="list-style-type: none"> <li>Develop your <a href="#">professional online presence</a>.</li> </ul>
 LDE 261: Landscape Architecture Design Fundamentals III	4	C	
LAP 312: 20th-Century Landscape Architecture (HU)	3	C	
GPH 111: Introduction to Physical Geography (SQ) AND GPH 112: Introduction to Physical Geography Lab (SQ)	4		
 Complete Mathematics (MA) requirement.			
Complete First-Year Composition requirement.			
Minimum 3.00 GPA ASU Cumulative.			
Term hours subtotal:	14		

Term 4 46 - 60 Credit Hours <b>Critical course signified by</b> 	Hours	Minimum Grade	Notes
 LAP 251: Plant Materials for Sustainable Landscapes	3	C	<ul style="list-style-type: none"> <li>Complete an in person or virtual practice interview.</li> </ul>
 LDE 262: Landscape Architecture Design Fundamentals IV	4	C	
LAP 311: History of Landscape Architecture (HU & H)	3	C	
Natural Science - General (SG) OR Natural Science - Quantitative (SQ)	4		
 Complete GPH 111 AND GPH 112 course(s).			
Minimum 3.00 GPA ASU Cumulative.			
Term hours subtotal:	14		
Term 5 60 - 74 Credit Hours <b>Necessary course signified by</b> 	Hours	Minimum Grade	Notes
 LAP 341: Landscape Construction I	3	C	<ul style="list-style-type: none"> <li>Develop your skills.</li> </ul>
 LAP 353: Planting Design for Sustainable Landscapes	3	C	
 LDE 361: Landscape Architecture I	5	C	
LAP 352: Ecosystems and Sustainable Design	3	C	
Minimum 3.00 GPA ASU Cumulative.			
Term hours subtotal:	14		
Term 6 74 - 89 Credit Hours <b>Necessary course signified by</b> 	Hours	Minimum Grade	Notes
 LAP 342: Landscape Construction II	3	C	
 LAP 371: Professional Practice	1	C	
 LDE 362: Landscape Architecture II	5	C	
LAP 332: GIS Applications in Environmental Design (CS)	3	C	
Literacy and Critical Inquiry (L)	3		
 Complete Cultural Diversity in the U.S. (C) AND Global Awareness (G) AND Historical Awareness (H) course(s).			
Minimum 3.00 GPA ASU Cumulative.			
Term hours subtotal:	15		
Summer 6 89 - 91 Credit Hours <b>Necessary course signified by</b> 	Hours	Minimum Grade	Notes
 LAP 484: Internship OR LAP 485: International Field Studies (G)	2	Y	<ul style="list-style-type: none"> <li>Students may take LAP 484 Internship in summer, fall, or spring. They must be enrolled in LAP 484 during the term in which they complete the internship.</li> </ul>
Term hours subtotal:	2		
Term 7 91 - 106 Credit Hours <b>Necessary course signified by</b> 	Hours	Minimum Grade	Notes
 LDE 461: Landscape Architecture III	5	C	<ul style="list-style-type: none"> <li>Gather professional references.</li> </ul>
LAP 413: Landscape Architecture Theory and Criticism (L)	3	C	
Upper Division Design Professional Elective	3	C	
Elective	4		
Complete LAP 484 OR LAP 485 course(s).			
Minimum 3.00 GPA ASU Cumulative.			
Term hours subtotal:	15		
Term 8 106 - 120 Credit Hours <b>Necessary course signified by</b> 	Hours	Minimum Grade	Notes
 LAP 443: Landscape Construction III	3	C	

★ LDE 462: Landscape Architecture IV	5	C
Upper Division Design Professional Elective	3	C
Elective	3	
Minimum 3.00 GPA ASU Cumulative.		
Term hours subtotal:	14	

#### Hide Course List(s)/Track Group(s)

Design Professional Elective

ADE OR ANP OR APH OR DSC OR GRA  
OR IND OR INT OR LAP OR LDE OR  
LPH OR LTC Upper Division Elective

#### Notes:

- First-Year Composition: All students are placed in ENG 101 unless submission of SAT, ACT, Accuplacer, IELTS, or TOEFL score, or college-level transfer credit or test credit equivalent to ASU's first-year composition course(s), determine otherwise. Students on Polytechnic, Downtown Phoenix and West Campuses are encouraged to complete the Directed Self-Placement survey to choose the first-year composition option they believe best suits their needs. Visit: <https://cisa.asu.edu/DSP>
- Mathematics Placement Assessment score determines placement in first mathematics course.

**Total Hours:** 120

**Upper Division Hours:** 45 minimum

**Major GPA:** 3.00 minimum

**Cumulative GPA:** 2.00 minimum

**Total hrs at ASU:** 30 minimum

**Hrs Resident Credit for**

**Academic Recognition:** 56 minimum

**Total Community College Hrs:** 64 maximum

#### General University Requirements Legend

General Studies Core Requirements:

- Literacy and Critical Inquiry (L)
- Mathematical Studies (MA)
- Computer/Statistics/Quantitative Applications (CS)
- Humanities, Arts and Design (HU)
- Social-Behavioral Sciences (SB)
- Natural Science - Quantitative (SQ)
- Natural Science - General (SG)

General Studies Awareness Requirements:

- Cultural Diversity in the U.S. (C)
- Global Awareness (G)
- Historical Awareness (H)

First-Year Composition

General Studies designations listed next to courses on the major map were valid for the 2022 - 2023 academic year. Please refer to the course catalog for current General Studies designations at time of class registration. General Studies credit is applied according to the designation the course carries at the time the class is taken.